


World War 2 Timeline



DIG FOR VICTORY



Jan 1940

Rationing is introduced.

"OF COURSE I CAN!"



I'm patriotic as can be —
And ration points won't worry me!"



DOCTOR CARROT the Children's best friend

Do with less— so they'll have enough!



RATIONING GIVES YOU YOUR FAIR SHARE



RATIONING MEANS A FAIR SHARE FOR ALL OF US



June 1940

Italy enters the war
and declares war on
Britain and France.





May - June 1940

338,226 British troops evacuated from Dunkirk.



June 1940

Children are evacuated from the main cities to the countryside.




CHILDREN

are safer in the country
... leave them there

MOTHERS

Send them out
of London



Give them a chance of greater safety and health



May 1940

Winston Churchill takes
over from Neville
Chamberlain as British
Prime Minister.





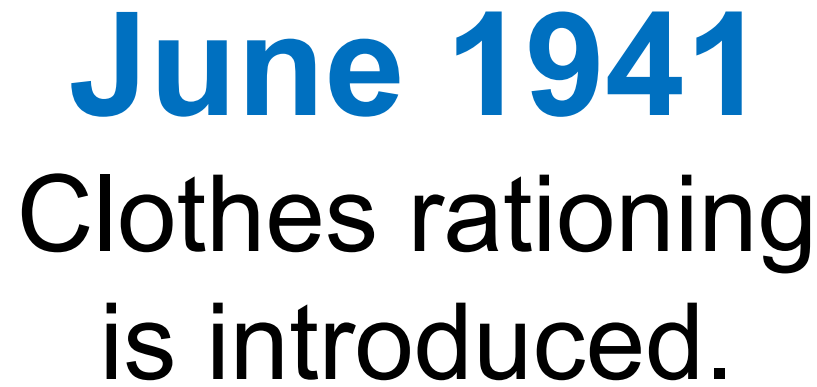
Sept 1940

The Blitz

– Germany bombs Britain's cities.




THE BLITZ



Dec 1941



Japan bombs US Naval Base at Pearl Harbour. USA declares war on Japan and enters WW2.





Aug 1940

Germany
tries to
destroy
the RAF
in The
Battle of
Britain.



"NEVER WAS SO MUCH
OWED BY SO MANY
TO SO FEW"
THE PRIME MINISTER





Sept
1939

Germans
invade
Poland.



War
declared by
Britain and
France.



7th May 1945

Germany surrenders



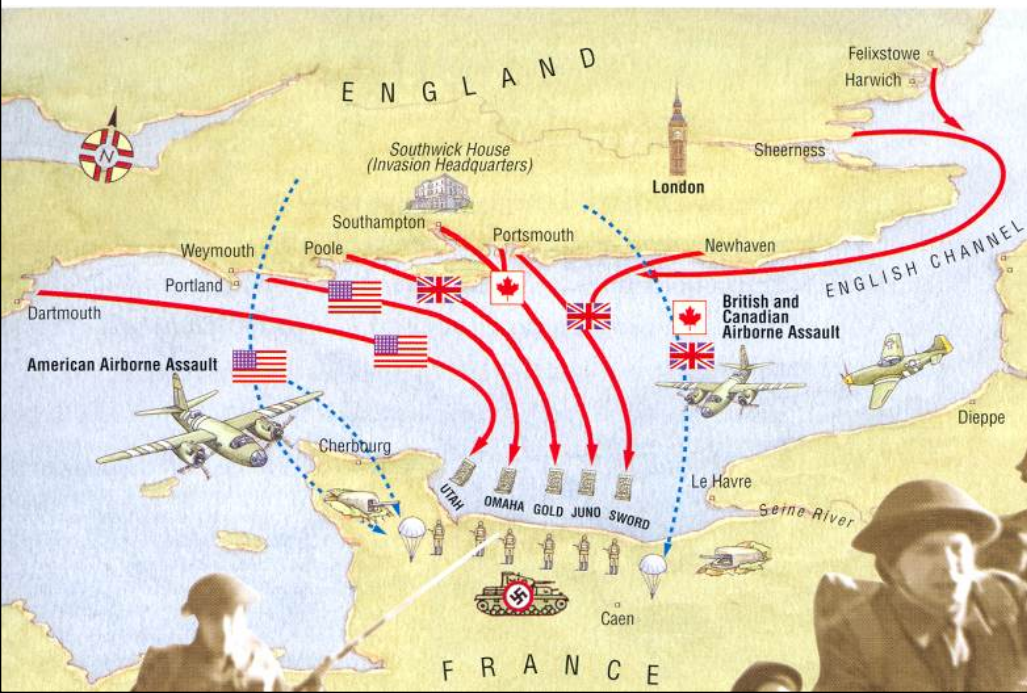
8th May 1945

VE Day



6th June 1944 (D-Day)

British, US & Canadian troops land in Normandy for Operation Overlord.



Your Task

- Unjumble the events and use the presentation to create your own timeline of the main events of World War 2. You will need to research specific dates for some events, in order to place them in the correct order on your timeline.
- You can either use two pages of your Remote Learning book, A3 paper or multi-media on your devices.
- Ensure you place the events in chronological order and include key dates, images and information. See the example below:

