

# YEAR 2 REMOTE LEARNING PLAN

## Core Learning Tasks for Thursday 21<sup>st</sup> May 2020



### CORE LEARNING TASK FOR ENGLISH

#### FOCUS: AMAZING BIRDS! (2)

##### TASK 1

This task is all about Feathers.

- Please can the children watch the following video which is all about Feathers; <https://www.youtube.com/watch?v=TMKOWKQgAcs>. This clip becomes progressively more challenging so it will require ongoing discussion with an adult, though you may not choose to watch it all! Use the opportunity to discuss and expand on technical vocabulary, such as display, insulation etc.
- Read together pp12-13 of the RSPB Nature Birds Guide. <https://www.lovereadings4kids.co.uk/book/17017/RSPB-Nature-Guide-Birds-by-Catherine-Brereton.html>. Read particularly closely the sections 'Feathers' and 'Moulting'.
- Discuss all the new found facts you have learned about feathers. Following your discussion, write some of your own sentences about feathers. You could write between 6-8 sentences. Check for punctuation and spelling together.

##### TASK 2

For this task, we would like you to create a poster or a new page full of amazing facts on birds. To help you, you could choose to watch the following video: *Interesting Facts About Birds* [https://www.youtube.com/watch?v=MU6b3u\\_95Ts](https://www.youtube.com/watch?v=MU6b3u_95Ts) or you could carry out some of your own extra research as well! Write down each of your favourite amazing facts and then draw a star burst outline around each fact. Remember each fact must be in a clear sentence. Check for punctuation and spelling too. Make your page as bright and colourful as possible!



#### Lancashire Library Service

The library are currently offering a service whereby you can borrow e-books and audiobooks from their archives. You can also download magazines and comics for free on a electronic device. Please see the links below:

<https://www.lancashire.gov.uk/libraries-and-archives/libraries/>

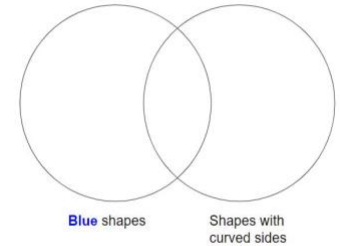
<https://www.lancashire.gov.uk/libraries-and-archives/libraries/digital-library/?page=4>

### CORE LEARNING TASK FOR MATHEMATICS

#### FOCUS: USING A VENN DIAGRAM FOR SORTING

A Venn Diagram is made up of overlapping circles, that explores the relationship between a set of different things. They can be used to organise objects, numbers and shapes. Each circle is given a rule, or title, that has some relation to the information. Each piece of information is then sorted into the most relevant circle. Information that meets the rule of both circles is placed in the overlap between them.

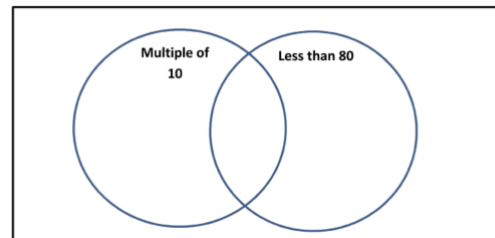
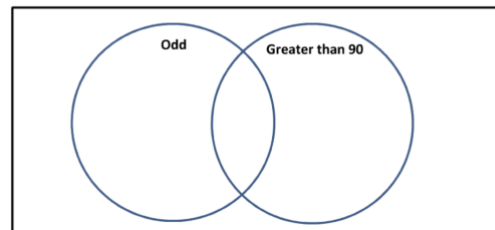
In the example on the right hand side, shapes that are blue must be put in the first circle, and shapes with curved sides must be put in the second. Shapes which are blue **and** have curved sides are placed in the middle section.



#### CHALLENGE 1 (can be completed in Remote Learning Books)

Put the 8 numbers in the correct places in both Venn diagrams.

58    70    114    127    35    110    27    30



Can you add in 4 of your own numbers and place them into the Venn diagrams?

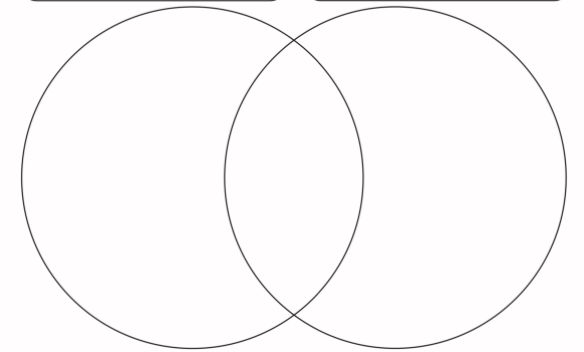
#### CHALLENGE 2 (can be completed in Remote Learning Books)

##### Investigation Word challenge

Your challenge is to write as many 3-letter words as you can in each part of this Venn diagram!  
Use capital letters to write your words.  
Where does CAT belong? And HAT?

Letters in the word have 1 or more  
Straight Lines

Letters in the word have 1 or more  
Curved Lines



#### KEEPING IN TOUCH

If you have any questions or queries regarding remote learning tasks, please contact your child's class teacher through the email address below. We invite you to submit photographs of your children's experiences and photographs of completed paper based tasks to: [year2@sherwood.lancs.sch.uk](mailto:year2@sherwood.lancs.sch.uk)