



# Grouping organisms




Outstanding Science Y4 - Living things and their habitats - OS4A003




National Curriculum Statutory Requirements

4A1 - recognise that living things can be grouped in a variety of ways



**Learning Objective**  
I can group organisms in different ways.

Me:   

Teacher:   


## Activity - Grouping organisms

This is an activity for two children.


Carefully cut out the pictures of organisms and the challenge cards. There are some blank cards to add your own organisms. Choose a challenge card and challenge your partner to sort the organisms according to the description. Were they right? Now let your partner challenge you. When you have used all of the challenge cards, choose your favourite one and use it to complete the Venn diagram by adding the names.

<b>Animals</b>	<b>Flowering plants</b>	<b>Mammals</b>
<b>Tetrapods</b> (four-limbed animals)	<b>Oviparous animals</b> (animals which lay eggs)	<b>Aquatic animals</b> (animals which live in water)
<b>Herbivores</b> (animals which only eat plants)	<b>Vertebrates</b> (animals with backbones)	<b>Reptiles</b>
<b>Insects</b>	<b>Vertebrates</b> (animals with backbones)	<b>Predators</b> (animals which hunt, kill and eat other animals)





Ant



Dolphin



Shark



Bear



Apple



Bee



Apple tree




Beaver



Squirrel



Rabbit



Polar bear



Rose



Turtle



Snake



Slug



Iguana




Tiger



Buttercup



Beetle



Zebra



Crocodile



Fern



Lionfish



Fir tree



Venn diagram showing organisms