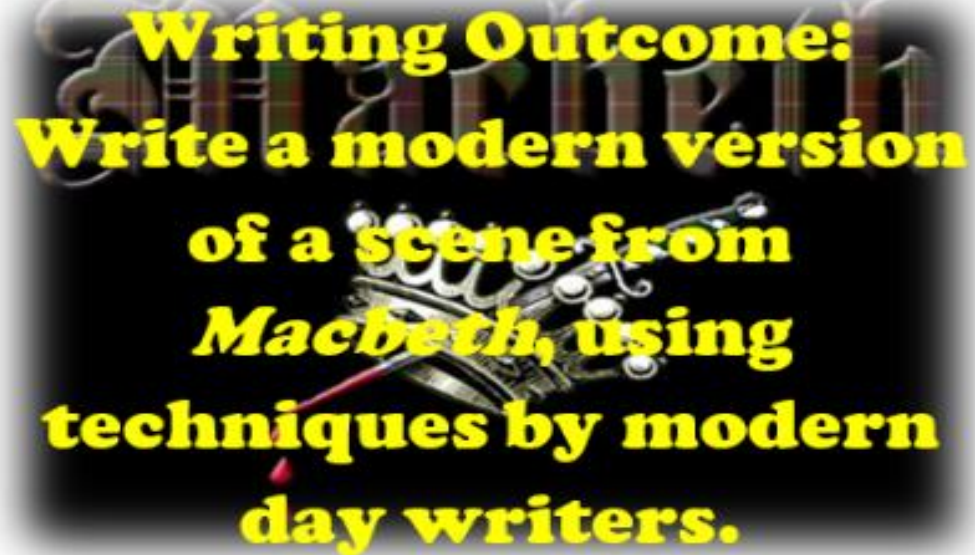


Macbeth

Friday 29th January

Presentation and Publication



Writing Outcome:
Write a modern version
of a scene from
***Macbeth*, using**
techniques by modern
day writers.

You might want to make a book, or to present your story using Word or Powerpoint to type it up, then illustrate it. The choice is yours.

We will start this today, but we will use some wider curriculum time next week to complete it, so there is no need to rush. Aim to do your front cover today, and write up chunks 1 and 2 with illustrations.

Macbeth

Key Writing Skills



- Use metaphor, simile and personification.
- Use a range of authorial techniques to achieve specific effects.
- Introduce and develop characters through blending action, dialogue and description within sentences and paragraphs.
- Use semi-colons to link two clauses of equal weight.
- Use ellipsis to link ideas between paragraphs.

L.O. To proofread, edit and improve our writing.

Proofread, edit and improve

Macbeth felt someone was standing by the doorway. He turned to look. It was a man. He caught his eye and called him over. Macbeth walked over to the doorway and looked at him closely.

Check your writing against the marking ladder and your writing target sheets.

		Pupil
	Describe using:	
Spicy	<ul style="list-style-type: none"> effective adjectives in extended noun phrases e.g. <i>hideous old women</i>; 	
Hot	<ul style="list-style-type: none"> Imagery e.g. <i>backs hooped like question marks...shabby heads nesting together like brooding vultures</i> 	
Mild	Use adverbials to make links between and within paragraphs e.g. <i>High above in the canopy...</i>	
	Engage the reader using authorial techniques:	
Mild	<ul style="list-style-type: none"> short sentences e.g. <i>There was silence.</i> 	
Spicy	<ul style="list-style-type: none"> break conventions – begin a sentence with <i>And</i> or <i>But</i> for effect. questions to reveal thoughts and feelings. ellipsis ... 	
Hot	<ul style="list-style-type: none"> empty words e.g. <i>something, nothing...</i> repetition e.g. <i>It banged and roared and crashed and rattled.</i> passive voice e.g. <i>swallowed by the sea</i> 	

Watch Miss Terrell's video.

This image shows a blank sheet of white paper with horizontal blue or grey ruling lines. A single vertical red line runs down the left side of the page, creating a margin. The paper appears to be from a notebook or a standard writing template. There are no markings, text, or drawings on the page.

L.O. To proofread, edit and improve our writing.

Proofread, edit and improve

Check your writing against the marking ladder and your writing target sheets.

Respond to ? from the teacher.

		Pupil
Spicy	Describe using: <ul style="list-style-type: none">• effective adjectives in extended noun phrases e.g. hideous old women;	
Hot	<ul style="list-style-type: none">• Imagery e.g. backs hooped like question marks...shabby heads nesting together like brooding vultures	
Mild	Use adverbials to make links between and within paragraphs e.g. High above in the canopy...	
Mild	Engage the reader using authorial techniques: <ul style="list-style-type: none">• short sentences e.g. There was silence.	
Spicy	<ul style="list-style-type: none">• break conventions – begin a sentence with <i>And</i> or <i>But</i> for effect.• questions to reveal thoughts and feelings.	
Hot	<ul style="list-style-type: none">• ellipsis ...• empty words e.g. something, nothing...• repetition e.g. It banged and roared and crashed and rattled.• passive voice e.g. swallowed by the sea	

Proofread a paragraph at a time, one chunk at a time.

Look for spelling, punctuation and grammar errors, and edit and correct.

Check and correct verb tenses.

Improve effectiveness of some adjectives, verbs and adverbs.

Then write up each chunk - give each chunk a chapter title.

You may need to rework sentences and whole paragraphs.

Macbeth felt someone was standing by the doorway. He turned to look. It was a man. He caught his eye and called him over. Macbeth walked over to the doorway and looked at him closely.


L.O. Design a book cover for your story *Banquo's Ghost*.

Make sure you include:



The title - in bold lettering
(draw in pencil and use a
grid for each letter);

An illustration which
summarises the story (e.g.
banquo's ghost);

Your name, as you are the
author (bold lettering but
smaller than the title)



**You need the chapter title
(Banquo's Ghost) and your
name.**



Illustrations



Lady Macbeth
Wife of Macbeth



Remember...

Presentation of a Year 6 standard;
Check your spellings and your punctuation;
Mix chunks of writing with illustrations;
Each chunk should have a chapter title.