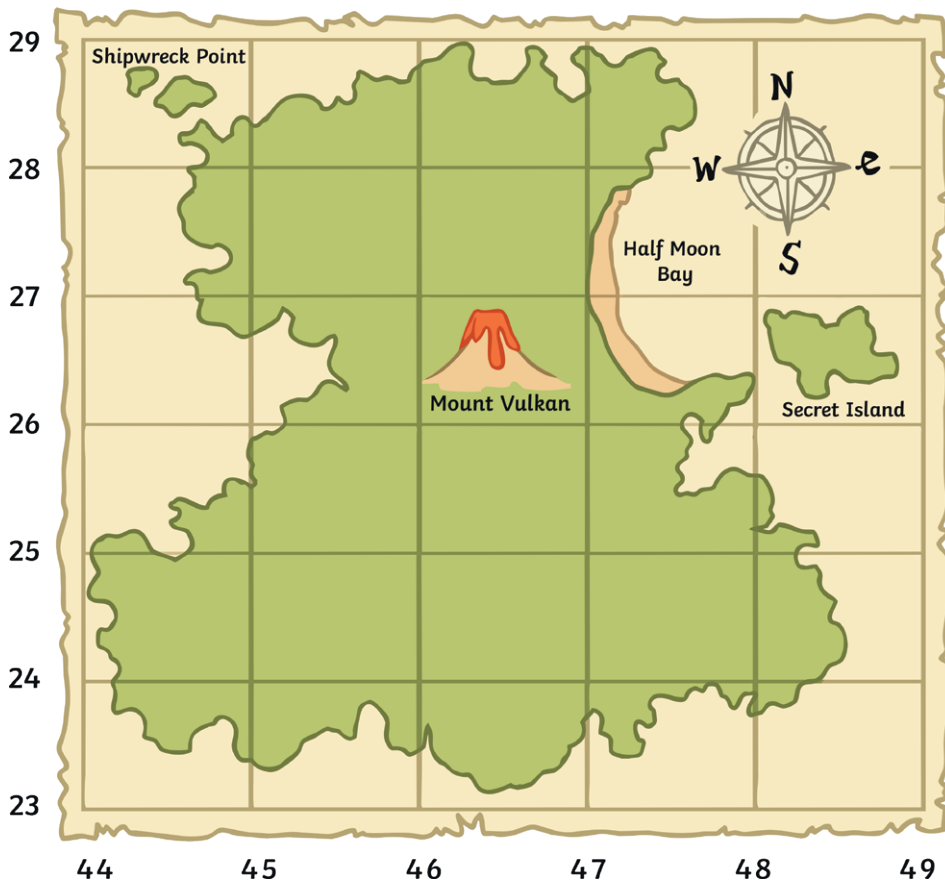


Treasure Island

You have found an old treasure map... but it is not clear where the treasure is buried as a lot of information is missing!



Key:

1. Using your own symbols, add the following locations onto the map:

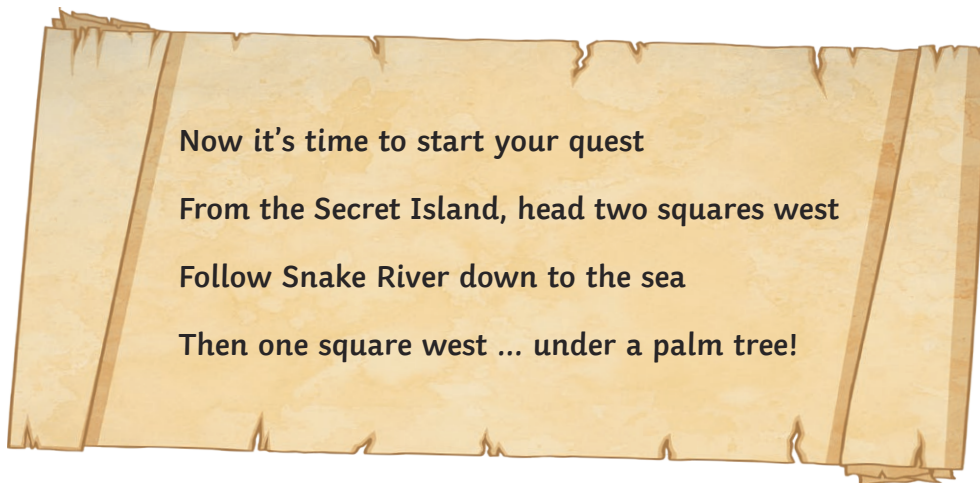
- The Miserable Mountains are in grid squares 4527 and 4627.
- There is a pirate ship in grid square 4426.
- Snake River starts at Mount Vulkan and flows through grid squares 4625, 4524 and 4523 to the sea.
- The Murky Marshes are in grid squares 4624, 4724, 4824 and 4725.
- Palm Tree Forest covers grid squares 4423, 4424, 4425, 4524 and 4525.

2. Now the map is complete...but are you worthy of the treasure? It is time to test your map skills!
What are the four-figure grid references for these locations?

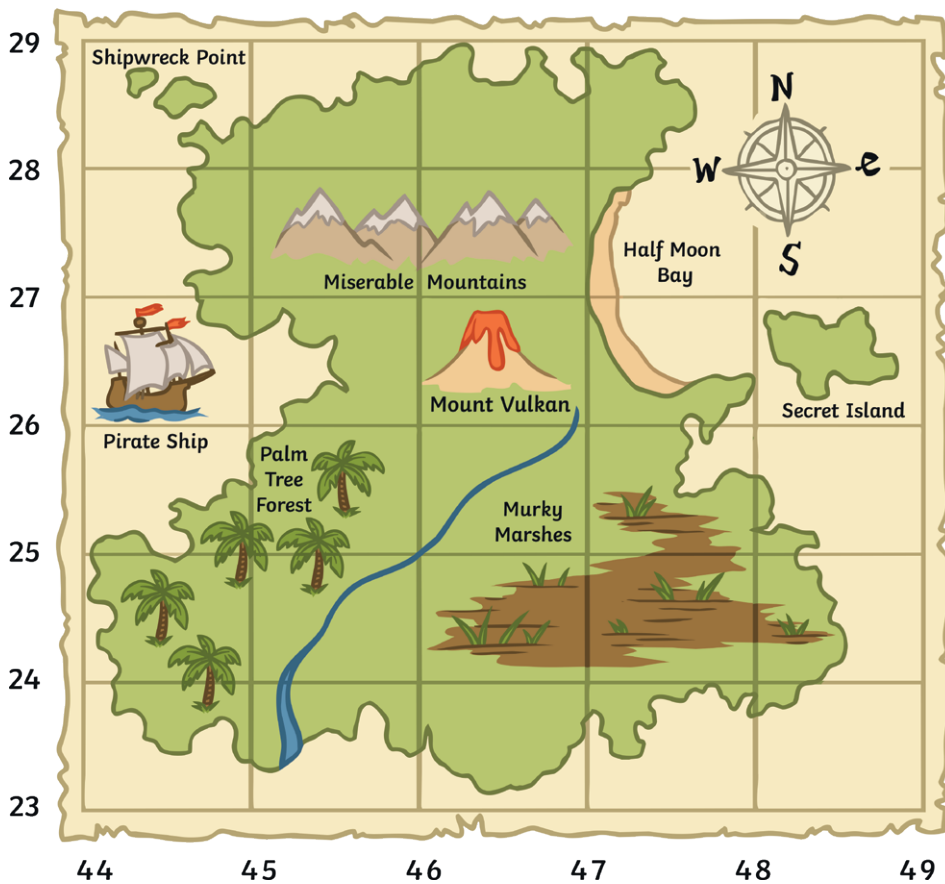
- Shipwreck Point _____
- Mount Vulkan _____
- The Secret Island _____
- Half Moon Bay _____ and _____

3. At last.... the final clue to the treasure!

a) Which grid square is the treasure buried in? _____



Treasure Island Answers



1. Using your own symbols, add the following locations onto the map:

- The Miserable Mountains are in grid squares 4527 and 4627.
- There is a pirate ship in grid square 4426.
- Snake River starts at Mount Vulkan and flows through grid squares 4625, 4524 and 4523 to the sea.
- The Murky Marshes are in grid squares 4624, 4724, 4824 and 4725.
- Palm Tree Forest covers grid squares 4423, 4424, 4425, 4524 and 4525.

2. Now the map is complete...but are you worthy of the treasure? It is time to test your map skills! What are the four-figure grid references for these locations?

- Shipwreck Point **4428**
- Mount Vulkan **4626**
- The Secret Island **4826**
- Half Moon Bay **4726** and **4727**

3. At last.... the final clue to the treasure!

- Which grid square is the treasure buried in? **4423**