
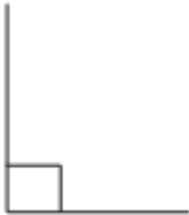





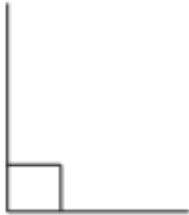


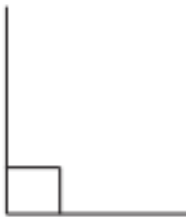
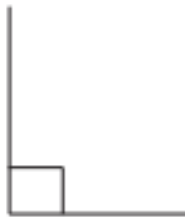






Acute, Obtuse or Right Angles

Insert one of the symbols below into each box and decide whether each angle is acute, obtuse or a right angle. The first one has been done for you.

$<$	$>$	$=$
-----	-----	-----

e.g.			
	Acute	$<$	Right angle
1.			
2.			
3.			

4.			
5.			
6.			
7.			
8.	